

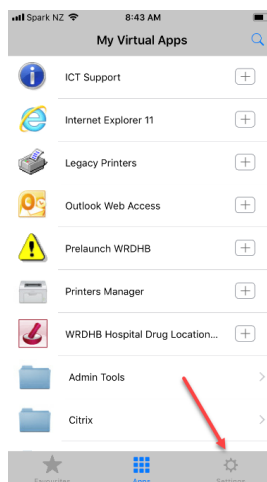
**External access to the DHB Network using your Apple mobile device, e.g. iPhone or iPad**

This documentation assumes you already have the Citrix Workspace application installed, if not you will need to download the Citrix Workspace application from the Apple APP store.

You will need to remove your current Citrix account first.

Remove existing account (citrix.ccdhb.org.nz)

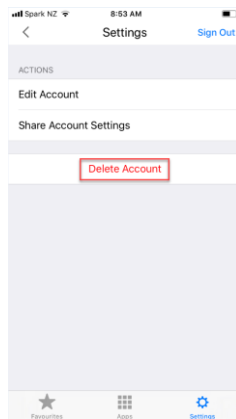
Launch Citrix Workspace and select **Settings**



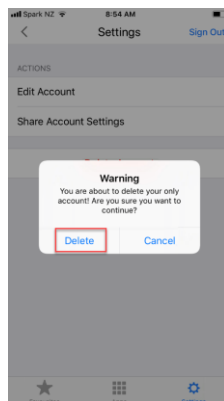
Select **My Virtual Apps**



Select **Delete Account**



### Confirm **Delete**



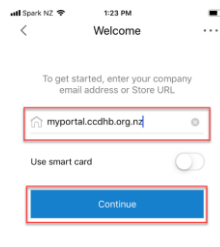
To add the **new** remote access application (Please install Citrix workspace if you don't already have it)

**Now install the new portal access.**

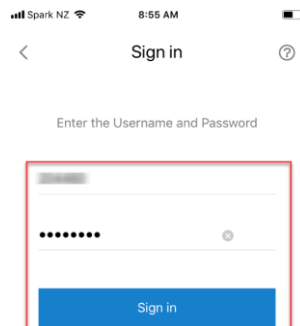
Select **Get Started** at the wizard prompt



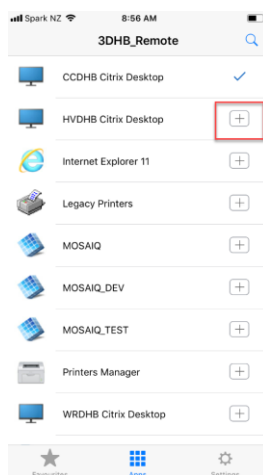
Enter **myportal.ccdhb.org.nz** in the URL field and select **Continue**



Enter your **Username** and **Password** and select **Sign in**



Citrix Application shortcuts will be available



Select the + next to the Applications that you like to use and add them to the favourites.