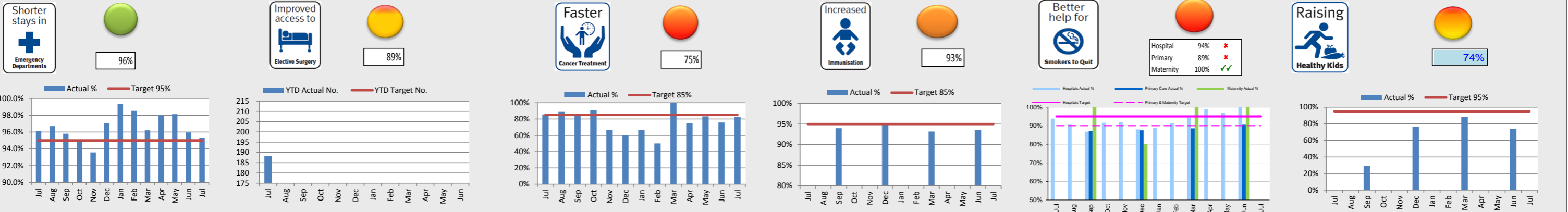
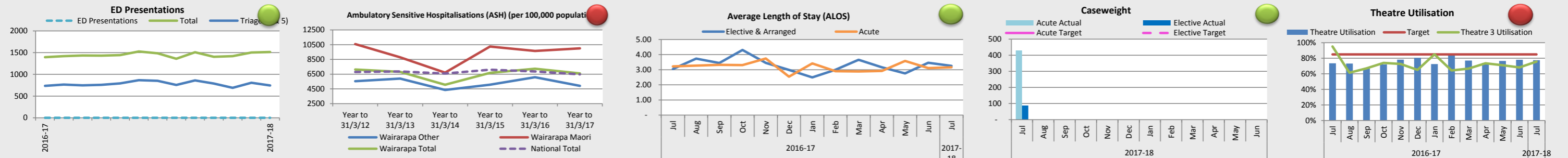


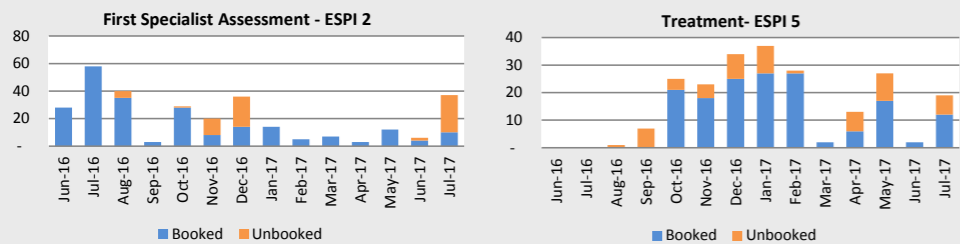
## HEALTH TARGETS



## KEY INDICATORS



## NUMBER LONG WAIT PATIENTS (>4 Months)

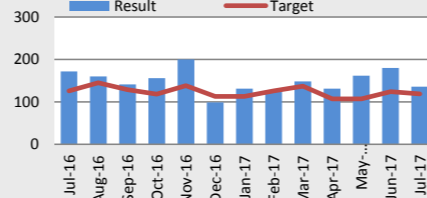


## PROCESS & EFFICIENCY

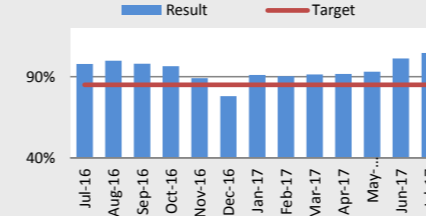
	Target	Actual Mnth	Actual YTD	YTD vs Target
Elective/Arranged Day Surgery rate	58%	65.2%	65.2%	✓✓
Ward Bed Utilisation - MSW	85%	104.6%	104.6%	✓✓
Caesarean Rate (Elective & Acute)	25%	36.0%	36.0%	✗
Acute Readmission Rate	8%	5.0%	5.0%	✓✓
Theatre Sessions Starting on Time	90%	94.4%	94.4%	✓✓
Theatre Session Utilisation (Time in Theatre)	85%	77.5%	77.5%	✗
Cancellation on Day of Surgery	5%	5.0%	5.0%	✓
Did Not Attend (DNA) Rate	6.2%	7.1%	7.1%	✗
Did Not Attend (DNA) Rate - Maori	6.2%	14.4%	14.4%	✗
Did Not Attend (DNA) Appointments	119	136	136	✗

✓ = Meets Target    ✓✓ = Exceeds Target    ✗ = Does Not Meet Target

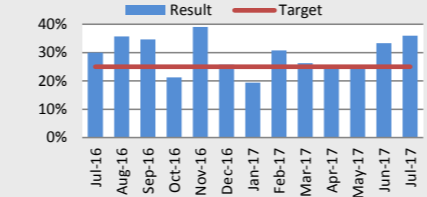
### Did Not Attend (DNA) Appointments



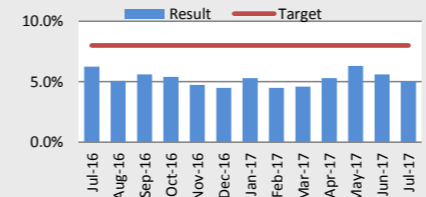
### Ward Bed Utilisation



### C-Section Rate

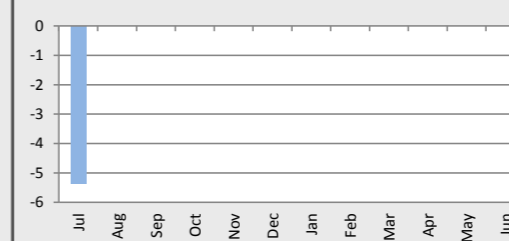


### Acute Readmissions

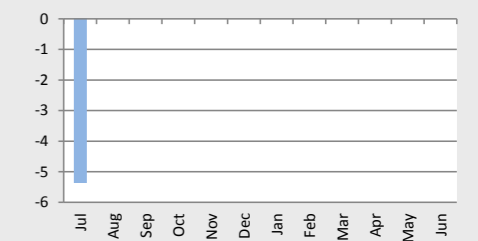


## FINANCIAL RESULT

### Variance Surplus/(Deficit) - MTD (\$000)



### Variance Surplus/(Deficit) - YTD (\$000)



### MTD (\$000) Actual vs Budget

Actual	Budget	Variance	Actual vs Budget
(33)	(27)	(6)	✗

### YTD (\$000) Actual vs Budget

Actual	Budget	Variance	Actual vs Budget
(33)	(27)	(6)	✗

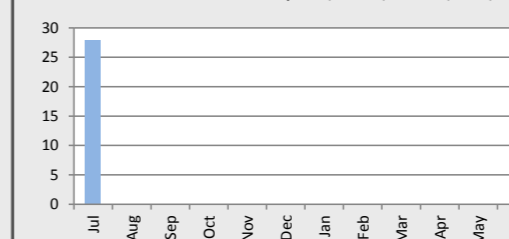
### PROVIDER MTD (\$000) Actual vs Budget

Actual	Budget	Variance	Actual vs Budget
(66)	(94)	28	✓✓


### PROVIDER YTD (\$000) Actual vs Budget

Actual	Budget	Variance	Actual vs Budget
(66)	(94)	28	✓✓

### PROVIDER - Variance Surplus/(Deficit) - MTD (\$000)



### PROVIDER - Variance Surplus/(Deficit) - YTD (\$000)

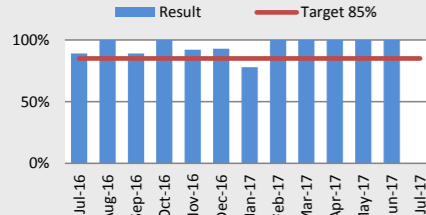


## DIAGNOSTIC WAIT TIMES

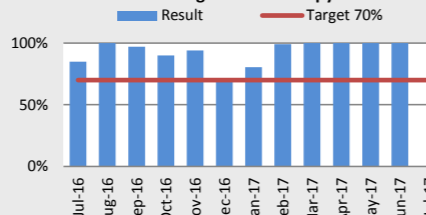
### Diagnostics

	Target	Actual	
MRI Wait List seen in 42 days	85.0%	78.0%	✗
Ultrasound Waitlist seen in 42 days	85.0%	100.0%	✓✓
CT Waitlist seen in 42 days	95.0%	100.0%	✓✓
Urgent Colonoscopy - Wait or Procedure within 14 Days	85.0%	100.0%	✓✓
Non-Urgent Colonoscopy - Wait or Procedure within 42 Days	70.0%	100.0%	✓✓
Surveillance Colonoscopy - Wait or Procedure within 84 Days	70.0%	100.0%	✓✓

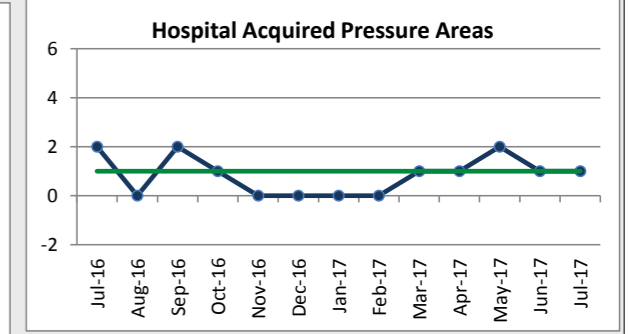
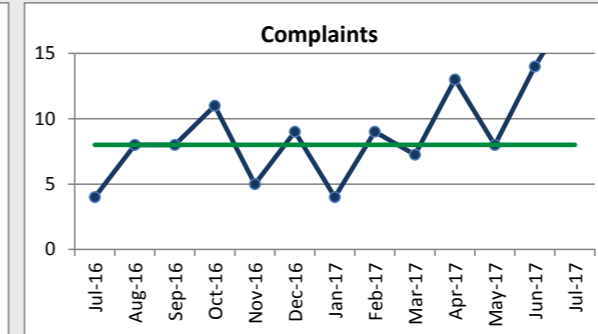
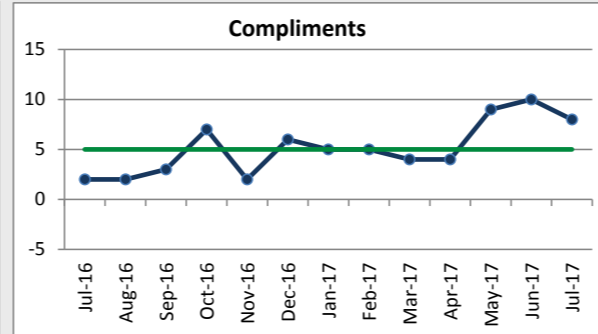
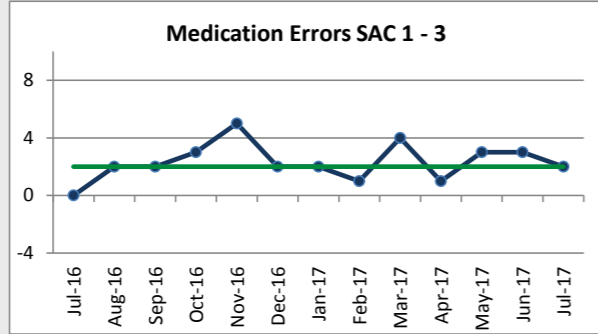
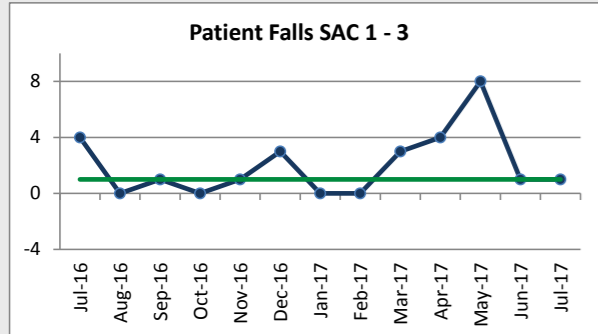
### Urgent Colonoscopy



### Non-Urgent Colonoscopy



QUALITY MEASURES

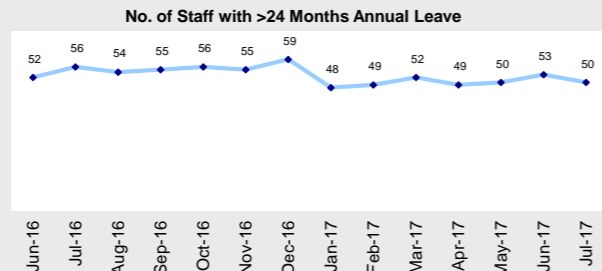
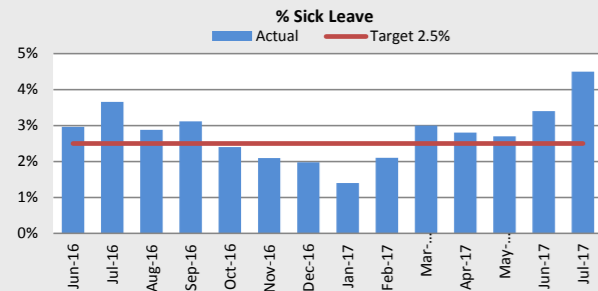
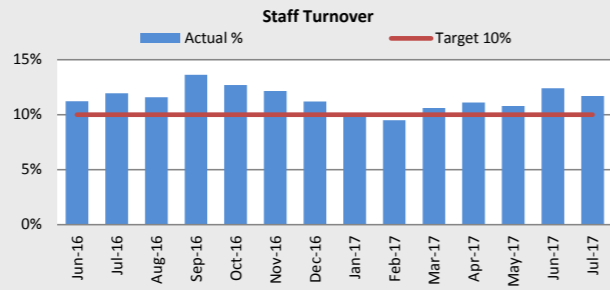


STAFF

### YTD FTE

	Actual	Budget	Var
Medical	44	46	-
Nursing	247	231	(16)
Allied	70	72	2
Support	16	16	(0)
Mgmt/Admin	102	102	0
<b>Total</b>	<b>478</b>	<b>467</b>	<b>(11)</b>

Appraisals Last 12m



INTER DISTRICT FLOWS

