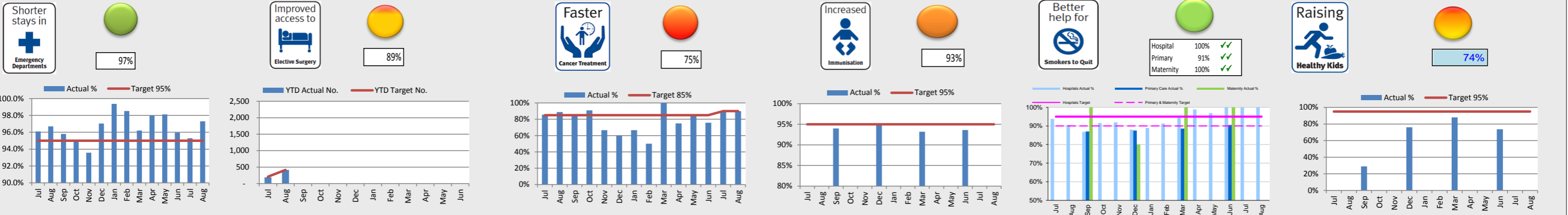
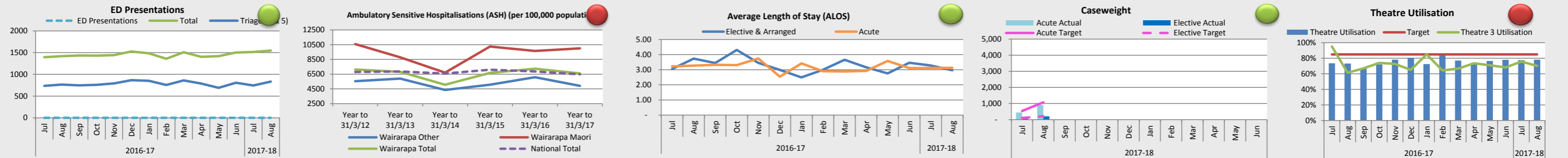


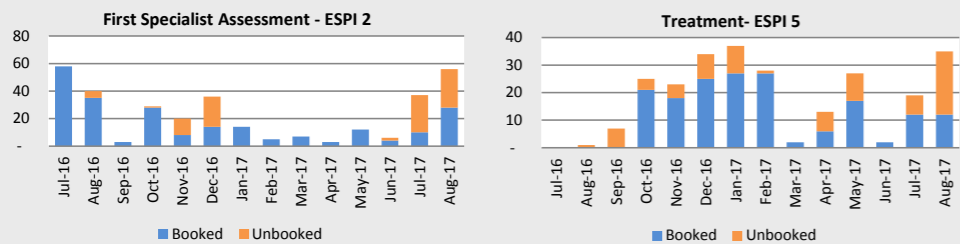
## HEALTH TARGETS



## KEY INDICATORS



## NUMBER LONG WAIT PATIENTS (>4 Months)

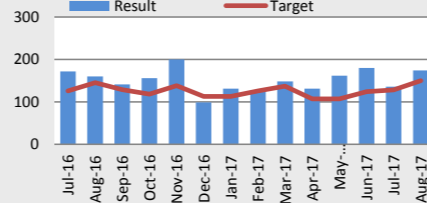


## PROCESS & EFFICIENCY

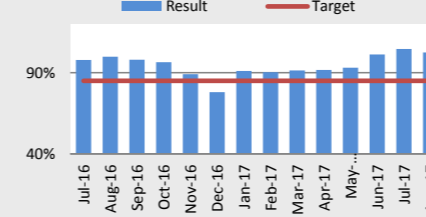
	Target	Actual Mnth	Actual YTD	YTD vs Target
Elective/Arranged Day Surgery rate	62%	68.3%	65.0%	✓✓
Ward Bed Utilisation - MSW	85%	102.5%	104.0%	✓✓
Caesarean Rate (Elective & Acute)	25%	31.0%	31.1%	✗
Acute Readmission Rate	8%	7.2%	6.0%	✓✓
Theatre Sessions Starting on Time	90%	95.3%	94.9%	✓✓
Theatre Session Utilisation (Time in Theatre)	85%	78.2%	77.9%	✗
Cancellation on Day of Surgery	5%	3.4%	4.1%	✓✓
Did Not Attend (DNA) Rate	6.2%	7.2%	6.9%	✗
Did Not Attend (DNA) Rate - Maori	6.2%	16.4%	15.2%	✗
Did Not Attend (DNA) Appointments	273	174	310	✗

✓ = Meets Target   ✓✓ = Exceeds Target   ✗ = Does Not Meet Target

### Did Not Attend (DNA) Appointments



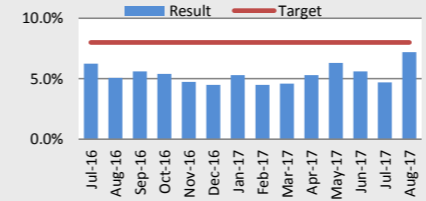
### Ward Bed Utilisation



### C-Section Rate

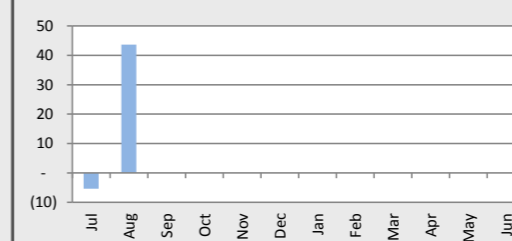


### Acute Readmissions

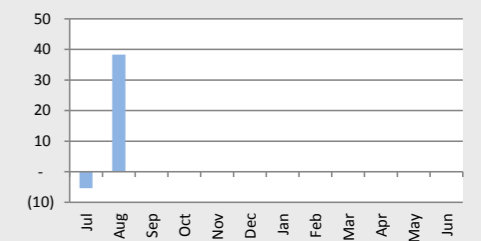


## FINANCIAL RESULT

### Variance Surplus/(Deficit) - MTD (\$000)



### Variance Surplus/(Deficit) - YTD (\$000)



### MTD (\$000) Actual vs Budget

Actual	Budget	Variance	Actual vs Budget
(217)	(260)	43	✓✓

### YTD (\$000) Actual vs Budget

Actual	Budget	Variance	Actual vs Budget
(249)	(288)	39	✓✓

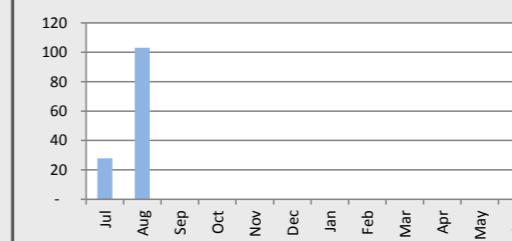
### PROVIDER MTD (\$000) Actual vs Budget

Actual	Budget	Variance	Actual vs Budget
(210)	(313)	103	✓✓

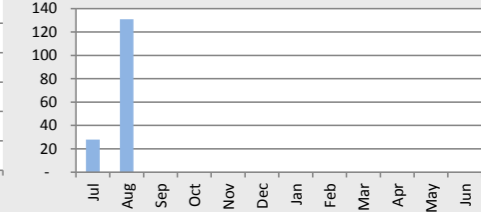
### PROVIDER YTD (\$000) Actual vs Budget

Actual	Budget	Variance	Actual vs Budget
(277)	(408)	131	✓✓

### PROVIDER - Variance Surplus/(Deficit) - MTD (\$000)



### PROVIDER - Variance Surplus/(Deficit) - YTD (\$000)

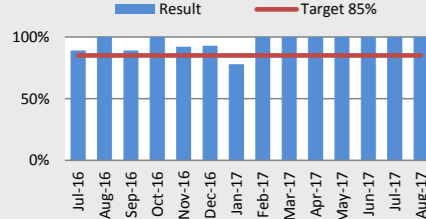


## DIAGNOSTIC WAIT TIMES

### Diagnostics

	Target	Actual	
MRI Wait List seen in 42 days	85.0%	78.0%	✗
Ultrasound Waitlist seen in 42 days	85.0%	81.0%	✗
CT Waitlist seen in 42 days	95.0%	100.0%	✓✓
Urgent Colonoscopy - Wait or Procedure within 14 Days	85.0%	100.0%	✓✓
Non-Urgent Colonoscopy - Wait or Procedure within 42 Days	70.0%	100.0%	✓✓
Surveillance Colonoscopy - Wait or Procedure within 84 Days	70.0%	100.0%	✓✓

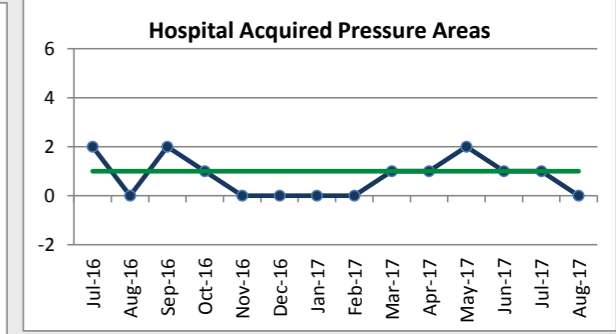
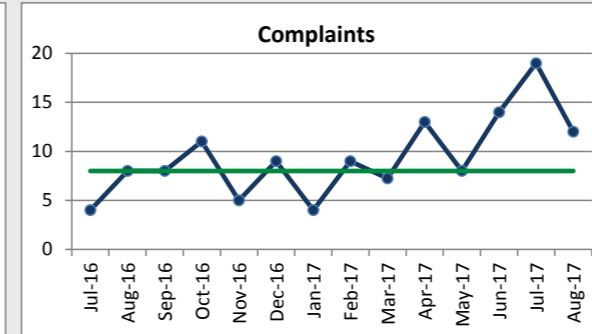
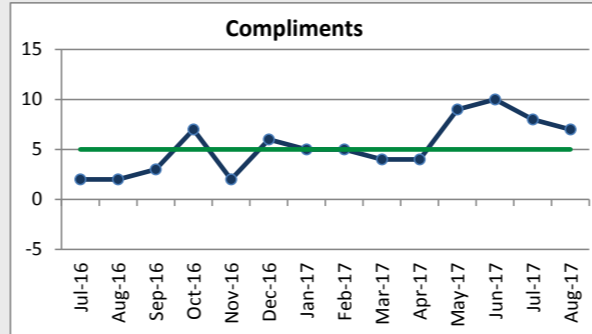
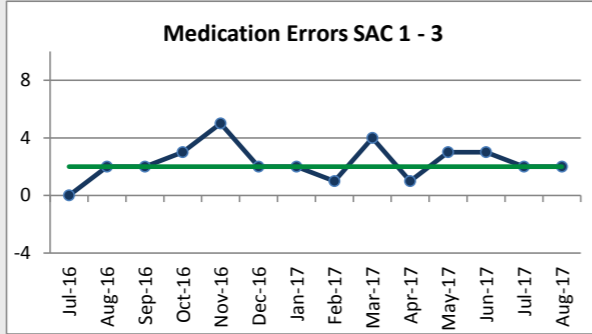
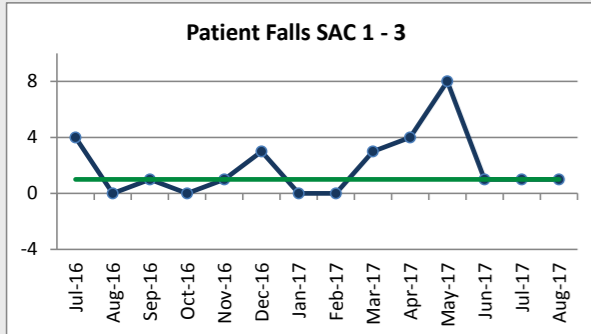
### Urgent Colonoscopy



### Non-Urgent Colonoscopy



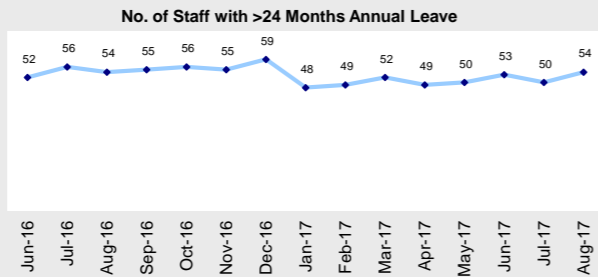
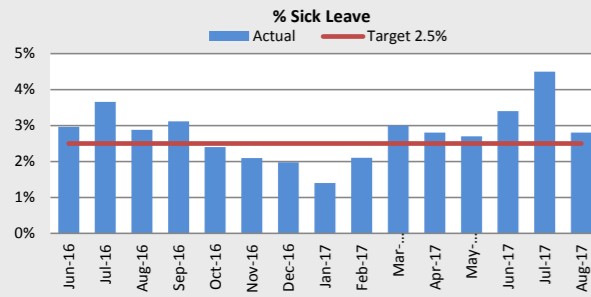
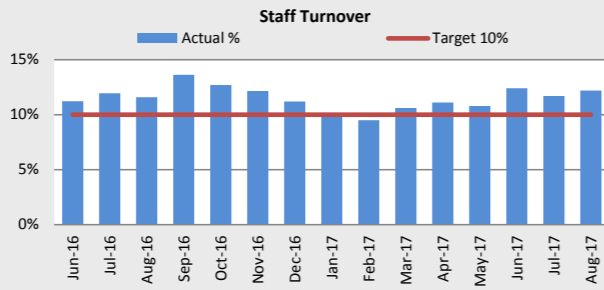
QUALITY MEASURES



STAFF

YTD FTE	Actual	Budget	Var
Medical	43	46	-
Nursing	245	231	(14)
Allied	69	72	3
Support	16	16	(0)
Mgmt/Admin	103	102	(1)
Total	477	467	(10)

Appraisals Last 12m



INTER DISTRICT FLOWS

